



An Exelon Company

Alejandro Saldivar
Commonwealth Edison Company
One Financial Place
425 S. Financial Place, Suite 3300
Chicago, IL 60605

Electronic Submittal

September 30, 2020

Ms. Elizabeth Rolando
Chief Clerk
ILLINOIS COMMERCE COMMISSION
527 East Capitol Avenue
Springfield, IL 62701

Dear Ms. Rolando:

In accordance with 83 Ill. Admin. Code 421, environmental disclosure statements are to be provided to customers and the Illinois Commerce Commission on a quarterly basis. Utilities are also to provide the Illinois Commerce Commission with an electronic version of the disclosure statements as well as a signed verification statement. Enclosed are the following:

1. Copy of the Environmental Disclosure Statement (12 months ending March 31, 2020).
2. Signed verification statement.

If you need additional information, please contact me on (779) 231-2639.

Sincerely,

A handwritten signature in black ink, appearing to read "Alejandro Saldivar". The signature is fluid and cursive, with a large initial "A" and "S".

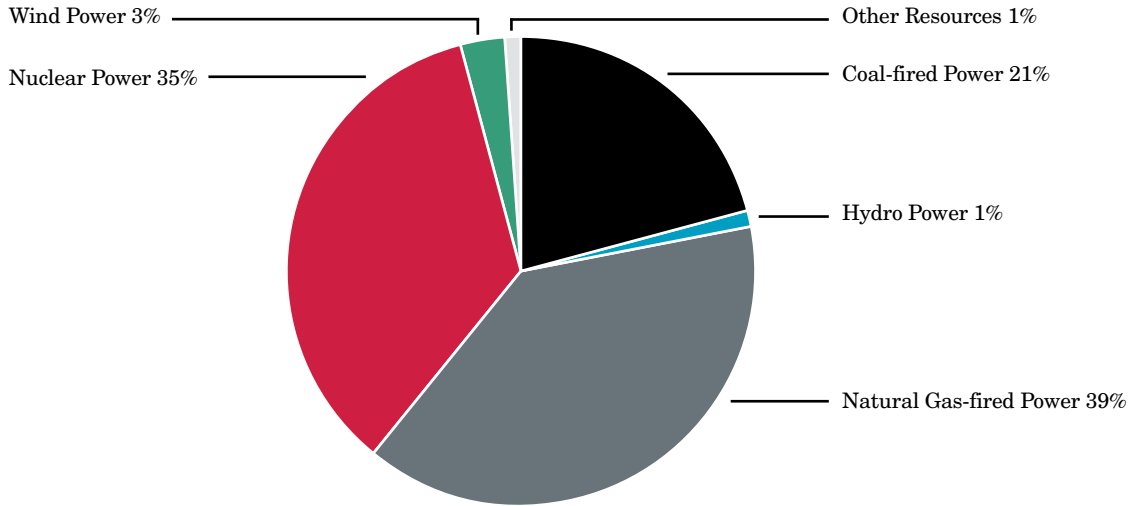
Alejandro Saldivar
Sr. Regulatory Specialist

Enclosure

ENVIRONMENTAL DISCLOSURE REPORT

The disclosure of this information is required under Section 16-127 of the Electric Service Customer Choice and Rate Relief Law of 1997 and the rules of the Illinois Commerce Commission, 83 III Admn. Code 421. The information in this statement shows the breakdown of the different sources of electricity supplied to ComEd customers who have not chosen another retail electric supplier, the estimated amounts of emissions and nuclear waste produced, the Renewable Energy Credits (RECs) received as a percentage of eligible retail sales and Zero Emission Credits (ZECs) received as a percentage of total retail sales, for the period noted.

Sources of Electricity for the 12 months ending June 30, 2020

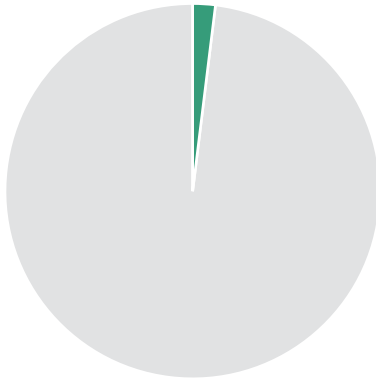


Sources ¹ of Electricity Supplied for the 12 Months Ending June 30, 2020	% of Total
BIOMASS POWER	0%
COAL-FIRED POWER	21%
HYDRO POWER	1%
NATURAL GAS-FIRED POWER	39%
NUCLEAR POWER	35%
OIL-FIRED POWER	0%
SOLAR POWER	0%
WIND POWER	3%
OTHER RESOURCES	1%
UNKNOWN RESOURCES PURCHASED FROM OTHER COMPANIES	0%
TOTAL	100%

Average Amounts of Emissions ¹ and Amount of Nuclear Waste ² per 1000 kilowatt-hours (kWh) Produced from Known Sources for the 12 Months Ending June 30, 2020	
CARBON DIOXIDE	803.53 LBS.
NITROGEN OXIDES	0.38 LBS.
SULFUR DIOXIDE	0.44 LBS.
HIGH LEVEL NUCLEAR WASTE	0.006 LBS.
LOW LEVEL NUCLEAR WASTE	0.0002 CUBIC FEET

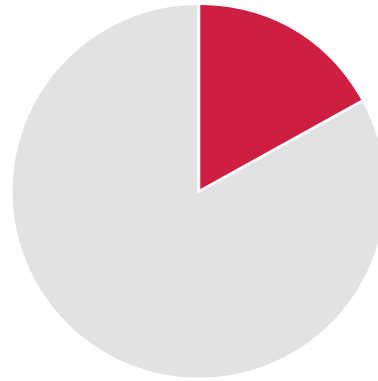
**RECs as % of Eligible Retail Sales
for the 12 months ending June 30, 2020**

RECs, 2%



**ZECs as % of Total Retail Sales for the
12 months ending June 30, 2020**

ZECs, 17%



¹ These figures constitute the aggregation of information provided by ComEd's wholesale energy suppliers, all of whom have indicated that their source is the "PJM system mix". The PJM system mix data is from PJM Environmental Information Services, Inc. (www.pjm-eis.com).

² Nuclear Waste rates were calculated based on net generation and quantities of waste at the operating nuclear stations within the ComEd Zone.